

FUND FACTS

Launch Date June 2008
 NAVPU PHP 2.6348

Fund Size PHP 399,640,846

What does the Fund invest in?

Fund Objective: The MyFuture Fund is offered as a fund option exclusive to Sun FlexiLink, Sun FlexiLink1, Sun FlexiLink Assist, Sun MaxiLink Bright, Sun MaxiLink Prime and Sun MaxiLink One¹, which are investment-linked life insurance products regulated by the Insurance Commission. The Fund is a target date fund that invests primarily in high-quality stocks and a mix of government and domestic corporate debt in accordance with an asset allocation strategy that promotes capital appreciation at the onset to maximize earning potential in the earlier years and shifts to wealth preservation to reduce exposure to risk as the maturity of the fund approaches.

Risk Profile:



Aggressive

Moderate

Conservative

Higher Risk Tolerance – Higher Upside Potential

Lower Risk Tolerance – Lower Upside Potential

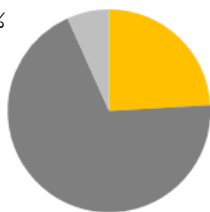
Top Equity Holdings:

- SM Investments Corporation, 2.75%
- Ayala Land Inc., 2.06%
- SM Prime Holdings Inc., 1.97%
- BDO Unibank Inc., 1.6%
- Ayala Corporation, 1.46%

Fixed Income Holdings:

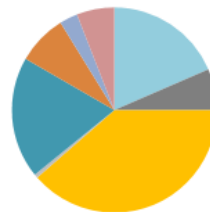
- Treasury Notes 2021, 59.34%
- Treasury Notes 2021, 9.88%
- Short-Term Placements, 5.12%

Portfolio Mix



- Equities 24.08%
- Fixed Income Securities 69.22%
- Short-Term Placements & Others 6.71%

Sector Allocation

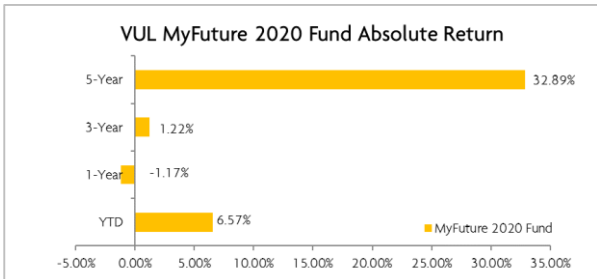
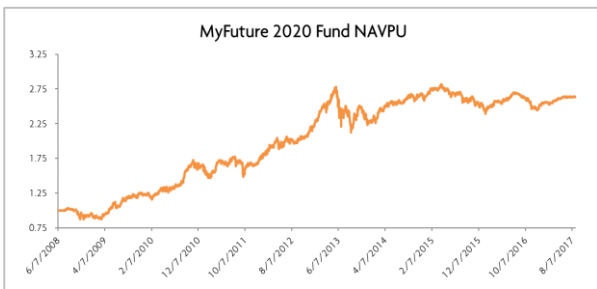


- Banking & Finance 18.52%
- Communications 6.51%
- Holding Firms 38.54%
- Mining & Oil 0.59%
- Property 19.16%
- Consumer & Retail 7.87%
- Transport Services 2.86%
- Utilities / Energy 5.95%

*Portfolio Mix & Sector Allocation may shift depending on market conditions.

¹MyFuture 2020 Fund is not available as fund option to Sun MaxiLink One.

How has the Fund performed?



Market Review

- The PSEi declined by 0.74% for the month, closing at 7,958 amid profit-taking from investors
- Market drivers: (1) 2Q corporate earnings grew only 2% YoY, from 9% in 1Q; (2) peso depreciated by 1.41% against the US dollar to Php 51.20; and (3) 2Q GDP grew 6.5%, above market expectation of 6.4%
- The Fund is a mix of equities and cash/fixed income securities and mimics the composition and performance of the equity and fixed income benchmarks

Invest wisely. Share values and yields may fluctuate thus fund performance is not guaranteed and investment returns may differ from the original amount invested. Past performance is not indicative of and does not represent future returns. Read product materials carefully. Important information about Sun Life products may be obtained only from duly authorized Sun Life Advisors and Distributors.